

Create new application 3-stage process

Applicable for these F&B settings

1. Buffet
2. Event Caterer
3. Institutional Caterer (Free-flow)

3 stages:

1. Application details
2. Agreement & Publicity
3. Healthier Menus / Artwork

If you see this pop-up, select “Enable Content” to view the YouTube videos.

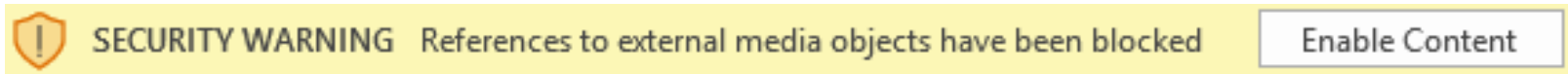


Table of Contents


No.	Item	Slide Page No.
1	How to add a new HDP Application	3
2	Stage 1: Application Details Tab pg 1/2	4
3	Save as draft, Returning to work on HDP draft	5
4	Stage 1: Application Details Tab pg 2/2	6
5	To Amend Application details	7
6	Stage 2: Agreement & Publicity	8
7	Stage 3: Healthier Menus / Artwork	9
8	To Amend Artwork	10
9	Artwork Approved, Application Completed	11

Create new application



The screenshot shows a web form titled "New Application". At the top, there is a logo with a stylized "B" and navigation links for "Applications" and "Accounts". The main heading is "New Application". Below it, there is a paragraph of introductory text. A section titled "Type of food/beverage setting" contains a dropdown menu with the following options: "Sit-down", "Bar", "Brew/Deli", "Buffet", "Cafe", "Deli", and "Event Catering". To the right of the dropdown is a box titled "QUALIFYING CRITERIA" with the instruction: "Please describe the Type of food/beverage setting and environment in order to determine your respective Qualifying Criteria." Below this is another box titled "APPLICATION STEPS" with the instruction: "Please specify in order to include your respective Application Steps." At the bottom right, there are links for "Contact", "Feedback", and "FAQ".

Stage 1:
Application
Details Tab
pg 1/2

A Singapore Government Agency Website

 Application Resources

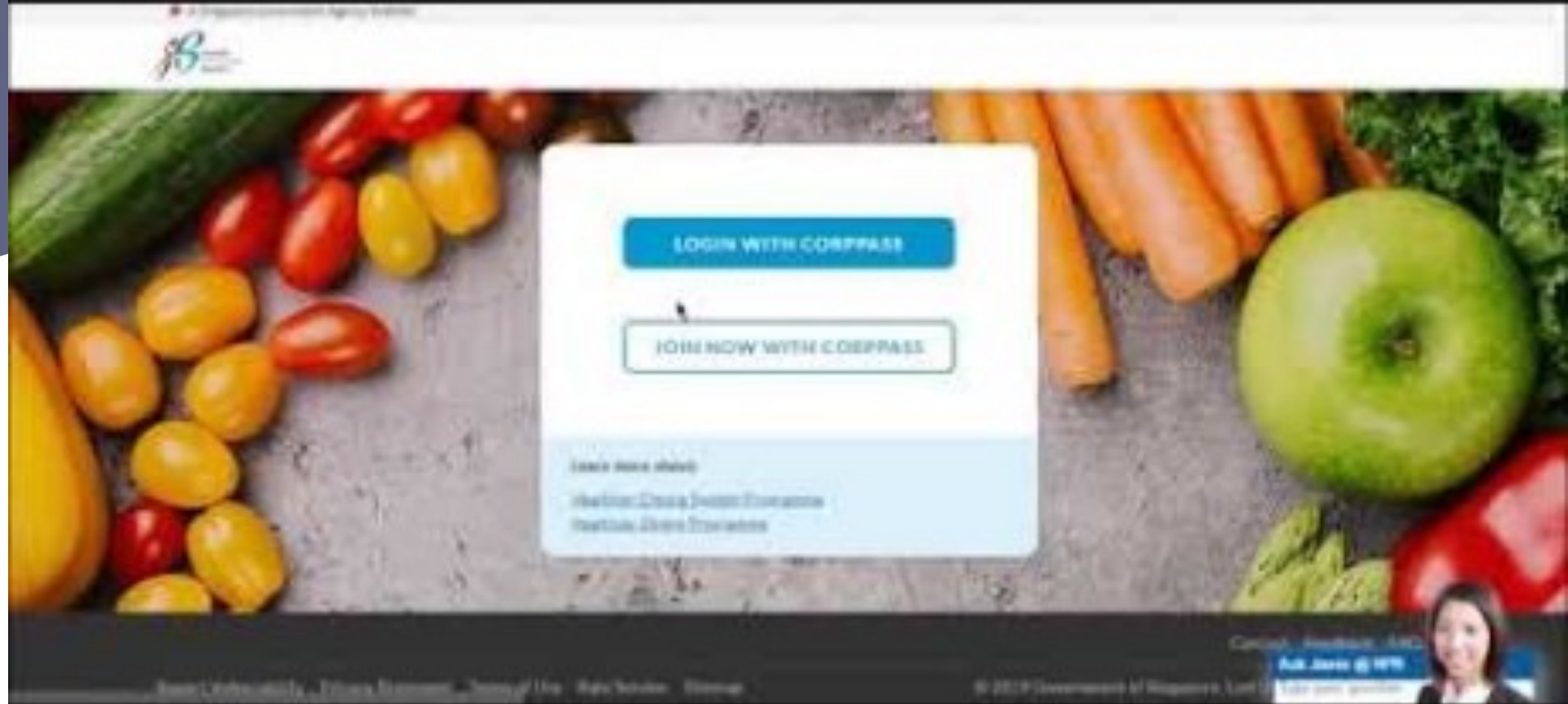
LIST OF OUTLETS

Name of outlet 1	Address	
<input type="text" value="OL1"/>	111 Street 1 #01-01 Singapore 123456	
Name of outlet 2	Address	
<input type="text" value="OL2"/>	222 Street 2 #01-01 Singapore 123456	

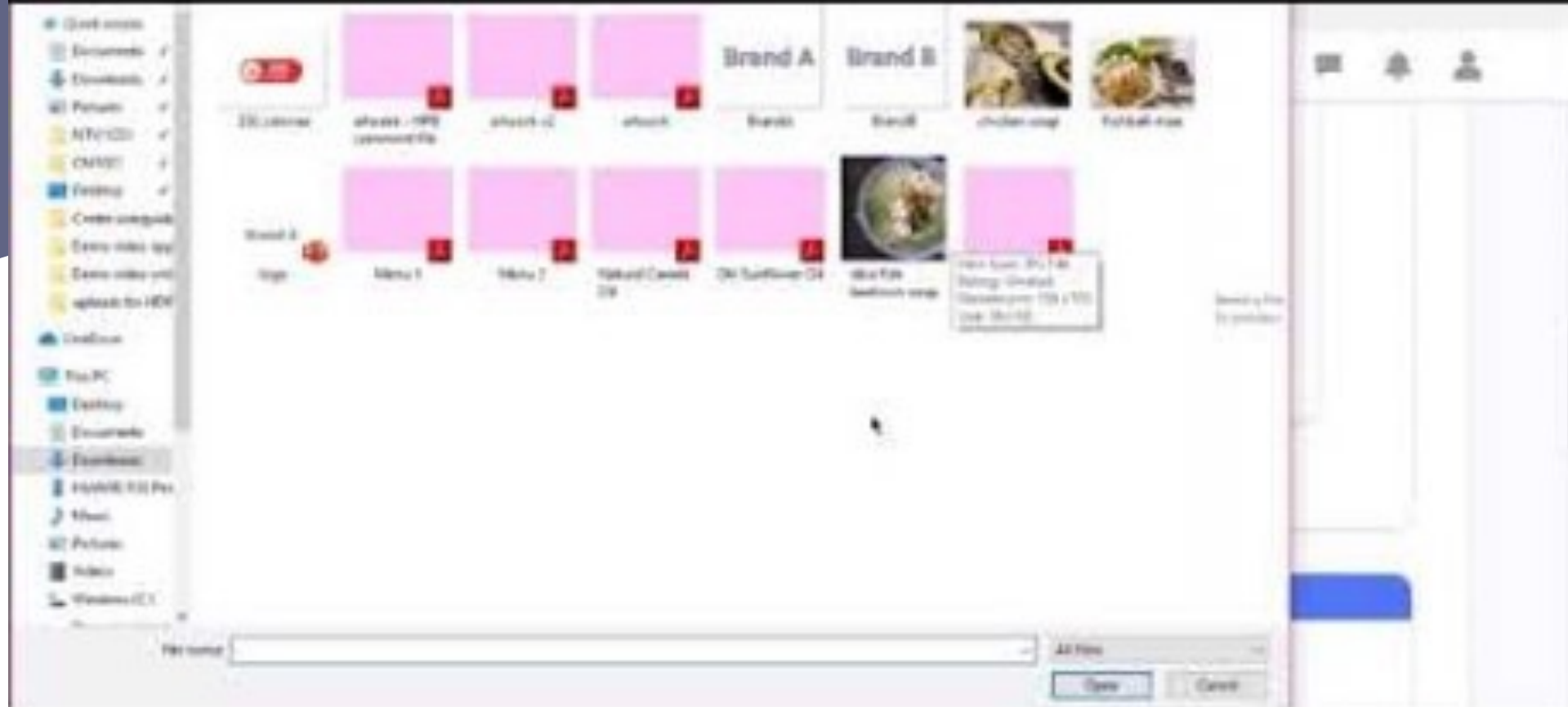
AVERAGE SALES VOLUME PER MONTH

Buffet by no. of pax *	Setia Boxes by no. of pax *
<input type="text" value=""/>	<input type="text" value=""/>

Save as draft,
Returning to
work on HDP
draft



Stage 1:
Application
Details Tab pg
2/2



To Amend Application details

The screenshot shows a web application interface with a green header bar containing a checkmark icon and the text 'Application Approved'. Below the header, there are navigation tabs for 'Application' and 'Summary'. The main content area is divided into two sections, each with a blue header bar.

DEEP FRIED FOODS

Please verify that the number of deep fried items per healthier catering menu is:

- No deep fried food item allowed for orders with 0 items
- 1 deep fried food item allowed for orders with 4-6 items (excluding beverages)
- 2 deep fried food items allowed for orders with 1-3 items (excluding beverages)

All deep fried items must be clearly labeled as g (g) on the menu.
*Food items include items to full include beverages.

verify

FRESH FRUITS

Please verify that fresh fruit is included as an option for all healthier menus. Y

verify

Stage 2:
Agreement &
Publicity

Please finalise
and submit
Publicity Plans
within 6 months

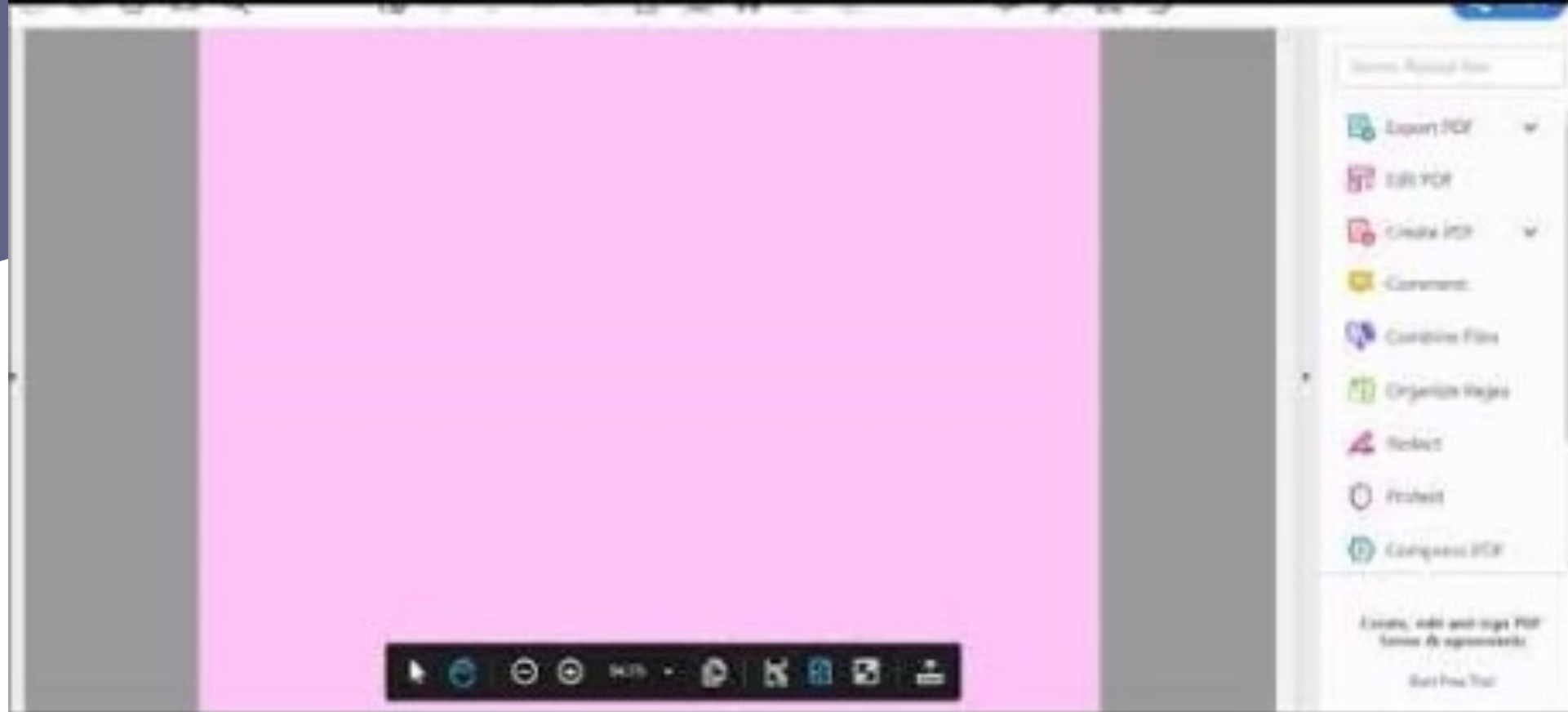


Stage 3:
Healthier
Menus/
Artwork

Please submit
your artwork
within 6 months



To Amend
Artwork



Artwork
Approved,
Application
Completed

Application

Application

APPROVED

APPROVED

APPLICATION NUMBER	APPLICATION BRAND	FEES SETTING	SUBMISSION DATE	COMPLETION DATE	LAST MODIFIED DATE
18220001	BrandA	Fee on Digital Platform	10-Apr-20	-	09-Apr-20
18220002	BrandA	Institutional Category Brand Fee	10-Apr-20	10-Apr-20	09-Apr-20

© 2019 Government of Singapore. Last Updated 09 May 2019