

How to verify your Healthy 365 account with Singpass

From 5 January 2023




Step 1

Download the latest version of the Healthy 365 app*.



Download on the App Store

GET IT ON Google Play

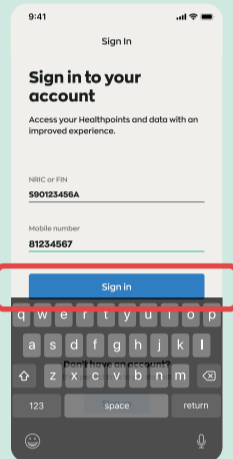


*Requires a minimum of Android 6 or iOS 10.

Existing users

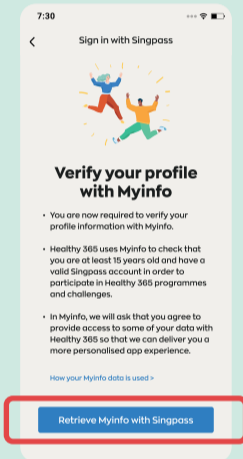
Step 2

Sign in to the Healthy 365 app and enter the SMS OTP#.



Step 3

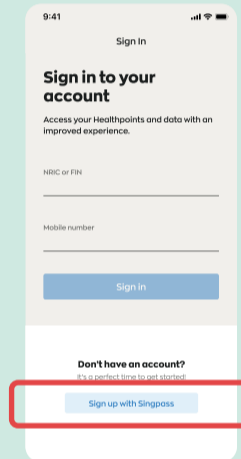
Tap on "Retrieve Myinfo with Singpass".



New users

Step 2

Tap on "Sign up with Singpass".



Step 3

Tap on "Retrieve Myinfo with Singpass".



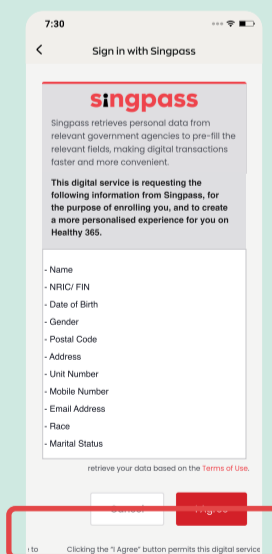
Step 4

Log in to your Singpass account.



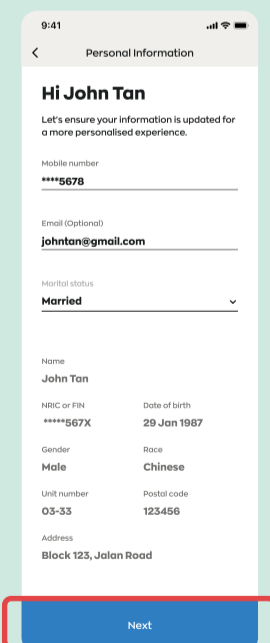
Step 5

Give your permission to access your data by tapping on "I Agree".



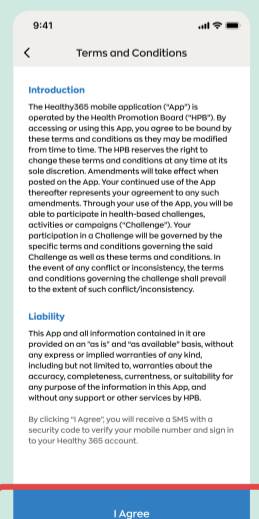
Step 6

You will be redirected back to your Healthy 365 profile page with your details^ pre-filled; click on "Next".



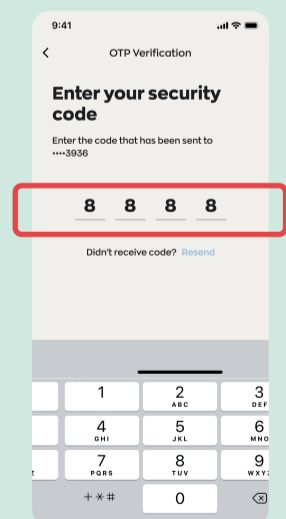
Step 7

Read the Terms and Conditions and tap on "I Agree".



Step 8

Enter the SMS OTP#. Tap on "Submit" and you're done!



#Refrain from tapping on the "Resend" button multiple times to avoid receiving multiple OTPs subsequently.

^Please note that only Mobile number, Email address and Marital status are editable fields.

Don't have a Singpass account?

Register for a Singpass account now. (You will need a valid NRIC/FIN and be at least 15 years old to register).



For enquiries, please email HPB_Mailbox@hpb.gov.sg

